

Driven by Reliability

Living Life on Time

A Message from the CEO

Dear Friend,

At a time when some aspects of our lives are returning to normal and other areas remain uncertain because of the coronavirus pandemic, I reach out to you with a spirit of cautious optimism.

Our commitment to the 91 Express Lanes remains unchanged. Since acquiring and managing the original 10 miles of the 91 Express Lanes in 2003, the Orange County Transportation Authority has earned the loyalty of our customers and respect of the financial community by providing a safe, reliable option for drivers traveling between Orange and Riverside counties.

The challenges of the pandemic have also impacted the 91 Express Lanes. During the 2020-21 fiscal year, both traffic volumes and gross potential toll revenues dipped. Yet I'm happy to report that this year traffic volumes increased by 2.5 percent compared to the previous year, and the number of accounts rose by nearly 5,000 to a total of more than 154,000.

In addition, in 2021, we continued issuing updated transponders, moved forward with a new back-office system to help improve operations and the customer experience, and funded projects that improve transportation along State Route 91 for everyone who travels the area whether or not they choose to use the 91 Express Lanes. Lastly, our outstanding bond ratings remain unchanged.

We will continue doing our part to ensure you can rely on the 91 Express Lanes as a safe and reliable transportation option. I want to thank you for your continued support and wish you well as we move forward together.

Sincerely,

Darrell E. Johnson
 Chief Executive Officer
 Orange County Transportation Authority

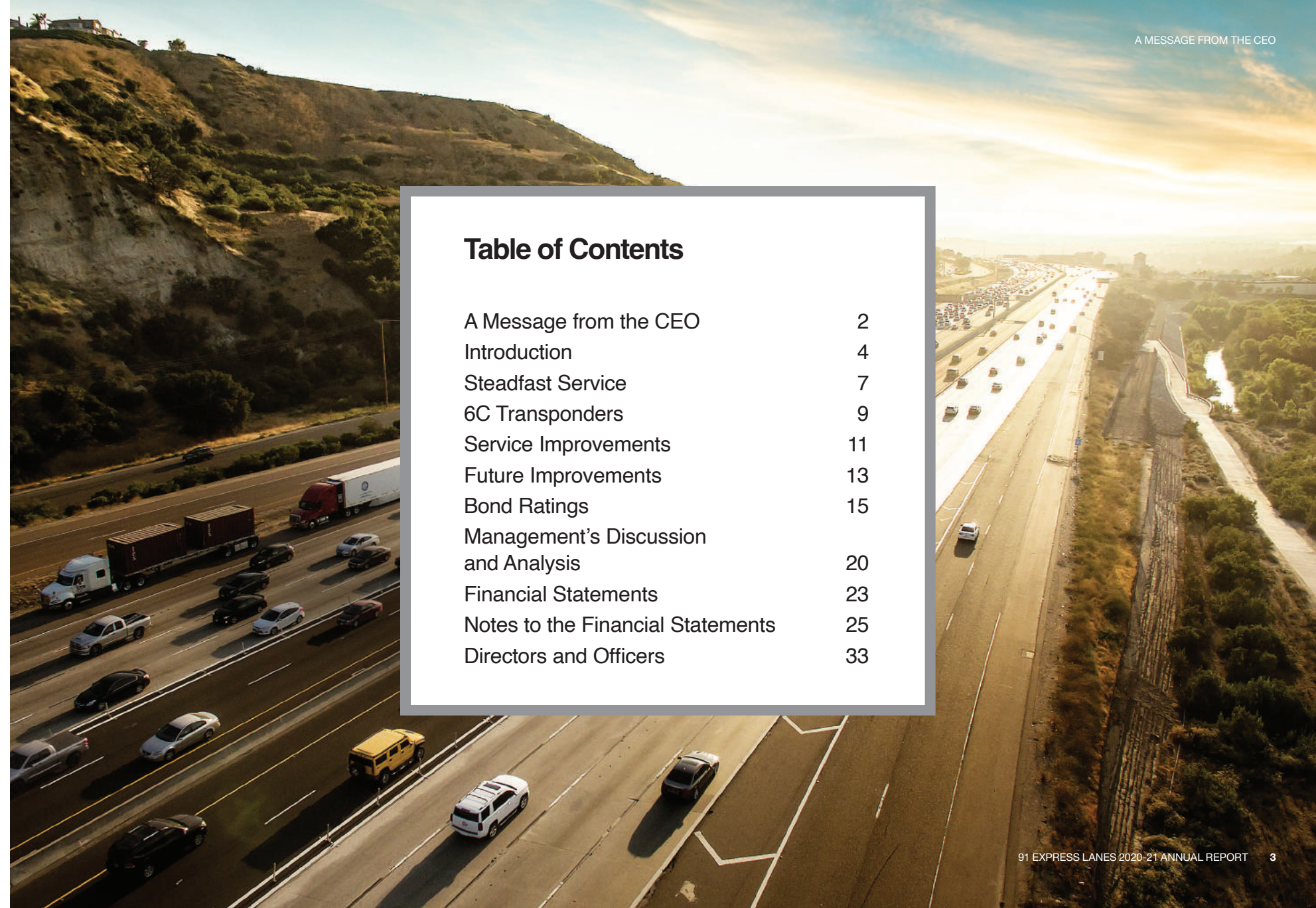


Table of Contents

A Message from the CEO	2
Introduction	4
Steadfast Service	7
6C Transponders	9
Service Improvements	11
Future Improvements	13
Bond Ratings	15
Management's Discussion and Analysis	20
Financial Statements	23
Notes to the Financial Statements	25
Directors and Officers	33

Introduction

During this time of great change, the 91 Express Lanes remains a reliable constant. No matter when travelers journey on this 18-mile transportation alternative between Orange and Riverside counties, they are assured of a safe, dependable ride that helps them live life on time, day after day.

Progress continued during fiscal year 20-21 despite the challenges of the coronavirus pandemic with growth in both traffic volume and accounts.

More customers received their new 6C transponders and distribution is anticipated to be completed early next year. Our state-of-the-art back-office system is a work in progress that will enhance the experience of our customers for years to come.

Our best-in-business bond ratings continue to be an affirmation of the strength, resiliency and sound management practices that keep our customers moving with confidence today, tomorrow and the day after.

The Orange County Transportation Authority (OCTA) has operated 10 miles of the 91 Express Lanes since 2003, when OCTA purchased the formerly private roadway in the median of State Route 91 (SR-91) to remove non-compete provisions and allow transportation improvements throughout the SR-91 corridor. An additional eight miles, operated by the Riverside County Transportation Commission (RCTC), opened in March 2017.

A

Our bond ratings continue to be the best in the business.

2.5%

Traffic volume increased by 2.5 percent.

4,666

the number of accounts rose by 4,666 to a total of 154,469.

Living Life on Time

A Happy-to-Help Way of Working

Times might be a little challenging right now, but making life better for our customers will always be our priority.

Living Life on Time

Steadfast Service and Needed Relief in Unprecedented Times

During the pandemic, we made a few temporary changes. However, we made sure to continue providing the same high level of service. Our customers count on us for a safe, dependable journey, and we continue to deliver.

Amid concerns about the spread of COVID-19 and following the State of California's guidance to help reduce its spread, the 91 Express Lanes Customer Walk-In Center was closed in March 2020.

Operational activities in the Anaheim and Corona locations continued to function with a combination of remote workers and core staff located at the facilities. Essential functions included aiding stranded motorists, providing incident management services and dispatching emergency vehicles through the traffic operations center. The call center remained open to respond to customer service and violation calls.

In addition, OCTA took a number of steps to reduce financial pressure on our customers. We suspended account maintenance fees, some collection activities and automatic toll increases.



Never-Miss-a-Single-Pitch Mitch

Years from now, what his little slugger will remember most will be his dad in the grandstands cheering him on.

Living Life on Time

New Technology for Easier Travel at Reduced Cost

The FasTrak transponder used on the 91 Express Lanes allows customers to pay tolls electronically on every tolled bridge, lane and road in California, eliminating the need to stop and pay cash at toll booths.

OCTA continues to distribute new 6C transponders, the transponder protocol adopted by the State of California in 2019. During the past 12 months, the number of transponders in circulation has increased by 265,726.

The 6C transponders are in the form of a sticker and are affixed to the vehicle's windshield. Unlike the previous version that could be ported from vehicle to vehicle, the new ones stick with specific vehicles.

Because 6C transponders are lighter and less expensive to produce and distribute than traditional versions, the savings are being passed on to customers through simplified account plans.

The roll out continued throughout the pandemic and is expected to be completed next fiscal year so our customers can continue to travel without interruption wherever their needs and desires take them.



91ExpressLanes.com



108 SNSNSNSNSN C

YYDDD
802961-612-2





They Call Her Always-There Claire

She has all the qualities of a dedicated, caring and skilled professional. Dependability is at the top of the list.

Living Life on Time


Improving Transactional Efficiency for Higher Customer Satisfaction

Our customers deserve a smooth experience whether traveling on the road or servicing their accounts. For several years, we've been working to plan, fund and implement a new back-office system that will streamline service and provide enhanced customer relationship management capabilities. In addition, a redesigned 91 Express Lanes website will launch when the back-office system goes live.

Due to pandemic-related issues, work on this state-of-the-art system has slowed, but we are still moving forward.

When completed, the system will incorporate features that will facilitate transaction management and provide an elevated customer service experience for travelers along all 18 miles of the 91 Express Lanes.

Just another way we work to make the entire 91 Express Lanes customer experience seamless, reliable and dependable —so you're always there for wherever life takes you.



The Beach-Within-Reach Life

Building sandcastles. Hunting for seashells. Marveling at sunsets. It's become the new family tradition.

Living Life on Time


Making Serious Strides in Improved Mobility Where It's Most Needed

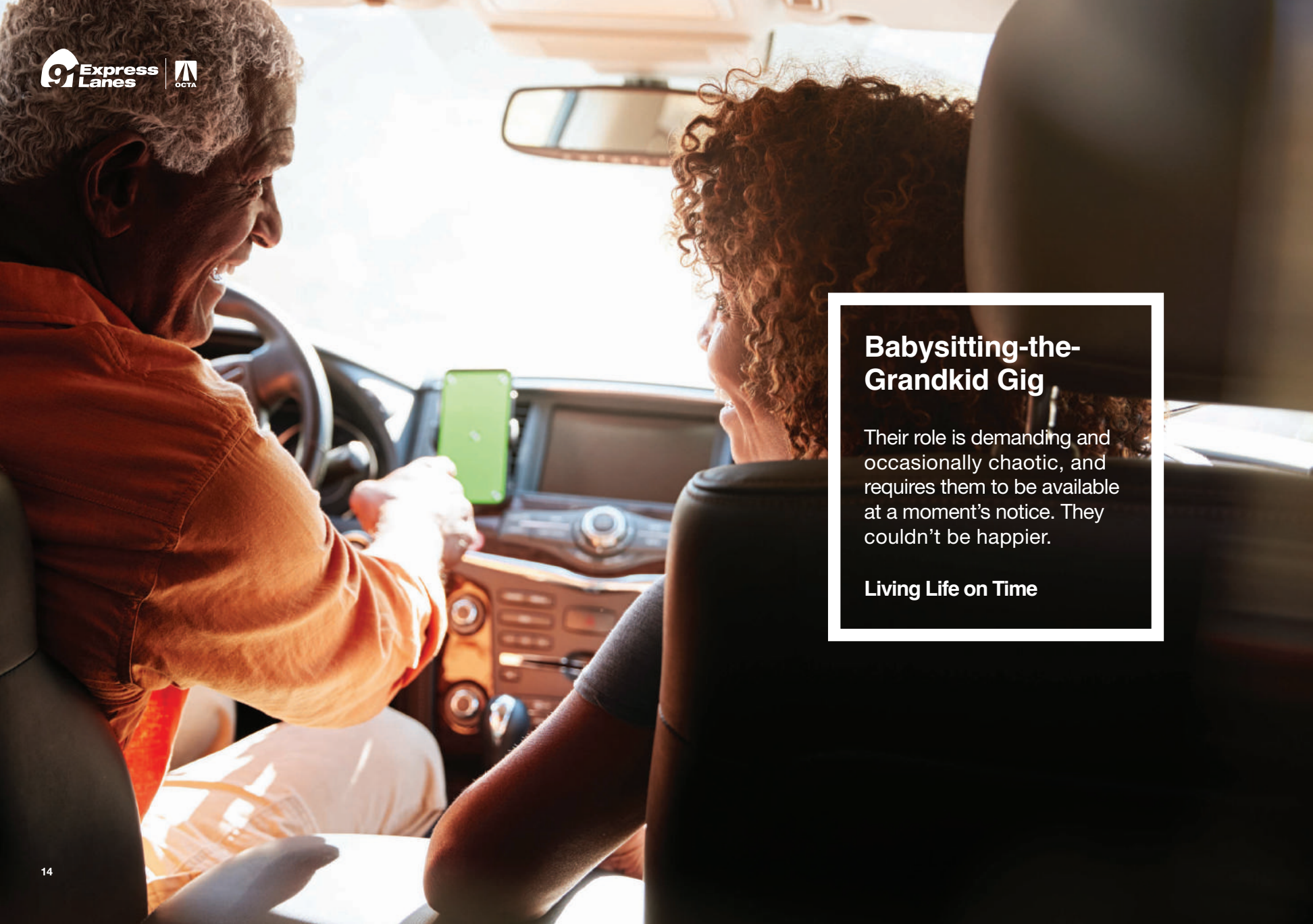
The phrase "A rising tide lifts all boats" also applies to the 91 Express Lanes. Since purchasing the managed lanes in 2003, OCTA has invested more than \$45.8 million in toll revenue for projects that improve area transportation. The SR-91 corridor is one of the most congested in the country.

Also, OCTA has set aside additional separate funds for projects related to OC Go, also known as Measure M, Orange County's half-cent sales tax for transportation improvements.

During the past year, funds have been used to improve SR-91 and State Route 57.

All these projects will help provide transportation alternatives and improve mobility in the SR-91 corridor and throughout the region.





Babysitting-the-Grandkid Gig

Their role is demanding and occasionally chaotic, and requires them to be available at a moment's notice. They couldn't be happier.


Living Life on Time

Straight A's in Financial Performance: A Recurring Theme

Despite the challenges of the pandemic, our bond ratings remain unchanged, thanks to OCTA's long history of strong operating performance, demonstrated consistent revenue generating capability and solid long-term prospects for continued traffic growth.

Fitch Ratings has reaffirmed their A+ ratings for the 91 Express Lanes, Moody's Investors sustained their A1 ratings and there have been no changes to the Standard and Poor's ratings of AA-.

A history of conservative investments, proactive management, and forward-thinking improvements will allow the 91 Express Lanes to continue offering the dependable, predictable, safe travel alternative that customers have relied on since 2003.



Contents - Financials

Independent Auditor's Report	18
Independent Auditor's Report on Internal Control over Financial Reporting and on Compliance and Other Matters Based on an Audit of Financial Statements Performed in Accordance with <i>Government Auditing Standards</i>	19
Management's Discussion and Analysis	20
Financial Statements:	
Statement of Net Position	23
Statement of Revenues, Expenses and Changes in Net Position	23
Statement of Cash Flows	24
Notes to the Financial Statements	25

INDEPENDENT AUDITOR'S REPORT

Board of Directors
Orange County Transportation Authority
Orange, California

Report on the Financial Statements

We have audited the accompanying financial statements of the 91 Express Lanes Fund (91 EL), a major enterprise fund of the Orange County Transportation Authority (OCTA), as of and for the year ended June 30, 2021 and the related notes to the financial statements, which collectively comprise the 91 EL's financial statements as listed in the table of contents.

Management's Responsibility for the Financial Statements

Management is responsible for the preparation and fair presentation of these financial statements in accordance with accounting principles generally accepted in the United States of America; this includes the design, implementation, and maintenance of internal control relevant to the preparation and fair presentation of financial statements that are free from material misstatement, whether due to fraud or error.

Auditor's Responsibility

Our responsibility is to express an opinion on these financial statements based on our audit. We conducted our audit in accordance with auditing standards generally accepted in the United States of America and the standards applicable to financial audits contained in *Government Auditing Standards*, issued by the Comptroller General of the United States. Those standards require that we plan and perform the audit to obtain reasonable assurance about whether the financial statements are free from material misstatement.

An audit involves performing procedures to obtain audit evidence about the amounts and disclosures in the financial statements. The procedures selected depend on the auditor's judgment, including the assessment of the risks of material misstatement of the financial statements, whether due to fraud or error. In making those risk assessments, the auditor considers internal control relevant to the entity's preparation and fair presentation of the financial statements in order to design audit procedures that are appropriate in the circumstances, but not for the purpose of expressing an opinion on the effectiveness of the entity's internal control. Accordingly, we express no such opinion. An audit also includes evaluating the appropriateness of accounting policies used and the reasonableness of significant accounting estimates made by management, as well as evaluating the overall presentation of the financial statements.

We believe that the audit evidence we have obtained is sufficient and appropriate to provide a basis for our audit opinion.



Opinion

In our opinion, the financial statements referred to above present fairly, in all material respects, the financial position of the 91 EL, a major enterprise fund of OCTA, as of June 30, 2021, and the changes in its financial position and its cash flows thereof for the year then ended in accordance with accounting principles generally accepted in the United States of America.

Emphasis of Matter

As discussed in Note 1, the financial statements present only the 91 EL and do not purport to, and do not, present fairly the financial position of OCTA as of June 30, 2021, the changes in its financial position, or, where applicable, its cash flows for the year then ended in accordance with accounting principles generally accepted in the United States of America. Our opinion is not modified with respect to this matter.

Other Matters | Supplementary Information

Our audit was conducted for the purpose of forming an opinion on the financial statements that collectively comprise the 91 EL's financial statements. The management's discussion and analysis, as listed in the table of contents, is presented for purposes of additional analysis and is not a required part of the financial statements. The information has not been subjected to the auditing procedures applied in the audit of the financial statements and accordingly, we do not express an opinion or provide any assurance on it.

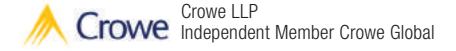
Other Reporting Required by Government Auditing Standards

In accordance with *Government Auditing Standards*, we have also issued our report dated November 22, 2021 on our consideration of OCTA's internal control over financial reporting, as it relates to the 91 EL, and on our tests of its compliance with certain provisions of laws, regulations, contracts, and grant agreements and other matters. The purpose of that report is to describe the scope of our testing of internal control over financial reporting and compliance and the results of that testing, and not to provide an opinion on the effectiveness of OCTA's internal control over financial reporting or on compliance, as it relates to the 91 EL. That report is an integral part of an audit performed in accordance with *Government Auditing Standards* in considering OCTA's internal control over financial reporting and compliance, as it relates to the 91 EL.

Costa Mesa, California
November 22, 2021

Crowe LLP

INDEPENDENT AUDITOR'S REPORT ON INTERNAL CONTROL OVER FINANCIAL REPORTING AND ON COMPLIANCE AND OTHER MATTERS BASED ON AN AUDIT OF FINANCIAL STATEMENTS PERFORMED IN ACCORDANCE WITH *GOVERNMENT AUDITING STANDARDS*



Board of Directors
Orange County Transportation Authority
Orange, California

We have audited, in accordance with the auditing standards generally accepted in the United States of America and the standards applicable to financial audits contained in *Government Auditing Standards* issued by the Comptroller General of the United States, the financial statements of the 91 Express Lanes Fund (91 EL), a major enterprise fund of the Orange County Transportation Authority (OCTA), as of and for the year ended June 30, 2021, and the related notes to the financial statements, which collectively comprise the 91 EL's financial statements, and have issued our report thereon dated November 22, 2021. As discussed in Note 1, the financial statements present only the 91 EL and do not purport to, and do not, present fairly the financial position of OCTA, the changes in its financial position, or where applicable, its cash flows in conformity with accounting principles generally accepted in the United States of America.

Internal Control Over Financial Reporting

In planning and performing our audit of the financial statements, we considered OCTA's internal control over financial reporting and compliance (internal control), as it relates to the 91 EL, as a basis for designing audit procedures that are appropriate in the circumstances for the purpose of expressing our opinion on the financial statements, but not for the purpose of expressing an opinion on the effectiveness of OCTA's internal control, as it relates to the 91 EL. Accordingly, we do not express an opinion on the effectiveness of OCTA's internal control, as it relates to the 91 EL.

A *deficiency in internal control* exists when the design or operation of a control does not allow management or employees, in the normal course of performing their assigned functions, to prevent, or detect and correct, misstatements on a timely basis. A *material weakness* is a deficiency, or a combination of deficiencies, in internal control, such that there is a reasonable possibility that a material misstatement of the entity's financial statements will not be prevented, or detected and corrected on a timely basis. A *significant deficiency* is a deficiency, or a combination of deficiencies, in internal control that is less severe than a material weakness, yet important enough to merit attention by those charged with governance.

Our consideration of internal control was for the limited purpose described in the first paragraph of this section and was not designed to identify all deficiencies in internal control that might be material weaknesses or significant deficiencies. Given these limitations, during our audit we did not identify any deficiencies in internal control that we consider to be material weaknesses. However, material weaknesses may exist that have not been identified.

Compliance and Other Matters

As part of obtaining reasonable assurance about whether the 91 EL's financial statements are free from material misstatement, we performed tests of its compliance with certain provisions of laws, regulations, contracts, and grant agreements, noncompliance with which could have a direct and material effect on the financial statements. However, providing an opinion on compliance with those provisions was not an objective of our audit, and accordingly, we do not express such an opinion. The results of our tests disclosed no instances of noncompliance or other matters that are required to be reported under *Government Auditing Standards*.

Purpose of this Report

The purpose of this report is solely to describe the scope of our testing of internal control and compliance and the results of that testing, and not to provide an opinion on the effectiveness of the entity's internal control or on compliance. This report is an integral part of an audit performed in accordance with Government Auditing Standards in considering the entity's internal control and compliance. Accordingly, this communication is not suitable for any other purpose.

Costa Mesa, California
November 22, 2021

Crowe LLP

91 EXPRESS LANES FUND An Enterprise Fund of the Orange County Transportation Authority
MANAGEMENT’S DISCUSSION AND ANALYSIS (UNAUDITED) For the Fiscal Year Ended June 30, 2021

As management of the 91 Express Lanes Fund (91 EL), an enterprise fund of the Orange County Transportation Authority, we offer readers of the 91 EL financial statements this narrative overview and analysis of the 91 EL’s financial activities for the fiscal year ended June 30, 2021. We encourage readers to consider the information on financial performance presented in conjunction with the financial statements that begin on page 23.

Financial Highlights

- At the end of fiscal year 2020-21, the total net position of the 91 EL was \$272,915,807 and consisted of net investment in capital assets of \$48,224,057; restricted net position of \$14,505,029; and unrestricted net position of \$210,186,721. Net position increased \$8,594,970 during fiscal year 2020-21, which represents an increase of 3.3% from the fiscal year 2019-20 ending net position. The increase is primarily due to operating revenues in excess of operating expenses offset by bond interest expense.
- In fiscal year 2020-21, total operating revenues increased by \$455,248, which represents a 1.0% increase from the fiscal year 2019-20. The increase in operating revenue is primarily due to an increase in trips.
- Total operating expenses increased by \$428,027, which represents a 2.4% increase from fiscal year 2019-20, primarily due to an increase in depreciation expense in capital assets.
- At the end of fiscal year 2020-21, investment earnings decreased by \$7,400,979, which represents an 86.5% decrease compared to fiscal year 2019-20. The decrease in investment earnings is primarily due to an unrealized loss on investment in fiscal year 2020-21 resulting from unfavorable investment performance.

Overview of the Financial Statements

This discussion and analysis is intended to serve as an introduction to the 91 EL’s financial statements. The financial statements are comprised of the fund financial statements and notes to the financial statements.

The statement of net position presents information on all of the 91 EL’s assets, deferred outflows of resources, deferred inflows of resources and liabilities, with the difference reported as net position. Over time, increases or decreases in net position may serve as a useful indicator of whether the financial position of the 91 EL is improving or deteriorating.

The statement of revenues, expenses and changes in net position presents information showing how the 91 EL’s net position changed during the fiscal year. All changes in net position are reported as soon as the underlying event giving rise to the change occurs, regardless of the timing of related cash flows.

The 91 EL fund financial statements can be found on pages 23-24 of this report.

Notes to the financial statements provide additional information that is essential to a full understanding of the data provided in the financial statements. The notes to the financial statements can be found on pages 25-32 of this report.

91 Express Lanes Financial Analysis

As noted previously, net position may serve over time as a useful indicator of the 91 EL’s financial position. At June 30, 2021, the 91 EL’s net position was \$272,915,807, an increase of \$8,594,970 or 3.3% from June 30, 2020. Our analysis below focuses on net position (Table 1) and changes in net position (Table 2) of the 91 EL’s financial activities.

**91 EXPRESS LANES FUND
NET POSITION**

	TABLE 1	
	2021	2020
Current and other assets	\$ 222,922,295	\$ 211,376,549
Restricted assets	25,303,554	25,245,504
Noncurrent receivables, net	6,637,739	11,411,077
Capital assets, net	122,448,166	122,669,328
Total assets	377,311,754	370,702,458
Total deferred outflows of resources	6,332,938	7,002,500
Current liabilities	26,123,313	21,384,612
Long-term liabilities	84,605,572	91,999,509
Total liabilities	110,728,885	113,384,121
Net position:		
Net investment in capital assets	48,224,057	42,050,844
Restricted	14,505,029	14,446,979
Unrestricted	210,186,721	207,823,014
Total net position	\$ 272,915,807	\$ 264,320,837

In fiscal year 2020-21, total assets increased by \$6,609,296 which represents an increase of 1.8% from fiscal year 2019-20, primarily due to an increase of \$12,766,059 in cash and investments offset by a decrease of \$4,773,338 in noncurrent receivables. The decrease in noncurrent receivables is primarily due to a change in calculating collection rate for outstanding violations from a three-year to a four-year average resulting from the pandemic. Total liabilities decreased by \$2,655,236 or 2.3% primarily due to principal payments during the fiscal year.

The 91 EL’s net investment in capital assets was \$48,224,057 in fiscal year 2020-21 compared to \$42,050,844 in fiscal year 2019-20. The 91 EL’s net position reflects its investment in capital assets (i.e., intangible assets; improvements; communications equipment; computer hardware and software; equipment, furniture and fixtures; and transponders), less any related outstanding debt used to acquire these assets. The 91 EL uses these capital assets to provide improved mobility for 91 EL customers and commuters along the SR-91 corridor. The increase of \$6,173,213 in net investment in capital assets was primarily due to a reduction in related outstanding debt used to acquire capital assets.

Restricted net position, representing resources subject to external restrictions on how they may be used, represented 5.3% of the total net position at June 30, 2021. The \$58,050 increase in restricted net position is related to investment activity in bond reserve accounts.

91 EXPRESS LANES FUND An Enterprise Fund of the Orange County Transportation Authority
MANAGEMENT’S DISCUSSION AND ANALYSIS (UNAUDITED) For the Fiscal Year Ended June 30, 2021

Unrestricted net position represents the portion of net position that can be used to finance day-to-day operations without constraints established by debt covenants, enabling legislation, or other legal requirements. Unrestricted net position changed from \$207,823,014 at June 30, 2020 to \$210,186,721 at June 30, 2021. This increase of \$2,363,707 was primarily due to operating revenues in excess of operating expenses.

The analysis in Table 2 focuses on the changes in net position.

**91 EXPRESS LANES FUND
CHANGES IN NET POSITION**

	TABLE 2	
	2021	2020
Revenues:		
Operating revenues:		
Tolls, fees, and fines	\$ 44,616,493	\$ 44,161,245
Operating expenses:		
Management and operational services	6,779,862	6,559,905
Administrative overhead	2,703,948	2,996,585
Other operating expenses	13,840	267,950
Insurance claims and premiums	444,076	394,046
Professional services	3,442,977	3,561,356
General and administrative	607,588	482,003
Depreciation and amortization	4,216,268	3,518,687
Total operating expenses	18,208,559	17,780,532
Operating income	26,407,934	26,380,713
Nonoperating revenues (expenses):		
Investment earnings	1,157,826	8,558,805
Interest expense	(4,280,325)	(4,599,387)
Other	886,654	247,850
Total nonoperating revenues (expenses)	(2,235,845)	4,207,268
Income before transfers	24,172,089	30,587,981
Transfers to other OCTA funds	(15,577,119)	(15,174,093)
Changes in net position	8,594,970	15,413,888
Total net position—beginning	264,320,837	248,906,949
Total net position—ending	\$ 272,915,807	\$ 264,320,837

The 91 EL’s total operating revenues increased by 1.0%, while total operating expenses increased by 2.4%. Total traffic volume on the 91 EL during fiscal year 2020-21 was 15,359,785 trips reflecting an increase of 2.5% in comparison to fiscal year 2019-20. The increase in operating revenues is due to an increase in toll revenues offset by a decrease in violation collection fees. Investment earnings decreased by \$7,400,979, which represents an 86.5% decrease compared to fiscal year 2019-20. The decrease is primarily due to an unrealized loss on investment in fiscal year 2020-21 resulting from unfavorable investment performance.

Capital Assets

As of June 30, 2021, the 91 EL had \$122,448,166 net of accumulated depreciation and amortization, invested in a broad range of capital assets including: the toll facility franchise, construction in progress, improvements, communication equipment, computer hardware and software, transponders, and equipment, furniture and fixtures (Table 3). The total decrease in the 91 EL’s capital assets for fiscal year 2020-21 was \$221,162.

**91 EXPRESS LANES FUND
CAPITAL ASSETS, NET OF DEPRECIATION AND AMORTIZATION**

	TABLE 3	
	2021	2020
Toll facility franchise	\$ 115,107,826	\$ 117,694,519
Construction in progress	4,781,599	797,946
Improvements	855,457	1,893,518
Communication equipment	648,882	881,274
Computer hardware and software	39,442	65,760
Transponders	993,776	1,320,346
Equipment, furniture, and fixtures	21,184	15,965
Total capital assets, net	\$ 122,448,166	\$ 122,669,328

The 91 EL has outstanding capital expense commitments, the most significant of which are \$4,972,458 and \$7,253,492 for the electronic toll and traffic management (ETTM) and back-office system, respectively. Major capital asset additions during fiscal year 2020-21 included \$2,074,907 and \$1,908,746 primarily due to the ETTM system and back-office system, respectively. The ETTM and the back-office system are still in the construction in progress stage. More detailed information about the 91 EL’s capital assets is presented in note 5 to the financial statements.

91 EXPRESS LANES FUND An Enterprise Fund of the Orange County Transportation Authority
MANAGEMENT’S DISCUSSION AND ANALYSIS (UNAUDITED) For the Fiscal Year Ended June 30, 2021

Debt Administration

As of June 30, 2021, the 91 EL had \$85,265,000 in tax-exempt bonds outstanding compared to \$91,685,000 at June 30, 2020. The reduction is due to principal payments in fiscal year 2020-21 in the amount of \$6,420,000. Additional information on long-term debt can be found in note 6 to the financial statements.

Economic and Other Factors

The 91 EL makes up \$48,607,664 or 3.84% of OCTA's fiscal year 2021-22 adopted revenue budget. In fiscal year 2021-22, budgeted toll revenue is forecasted to increase by 29% from the fiscal year 2020-21 budgeted value. This increase is due to a forecasted increase in trips due to travel volumes returning to pre-coronavirus pandemic (COVID-19) levels. The budgeted average long term rate of growth for toll road revenue beyond fiscal year 2021-22 is 3.6%.

The majority of expenses related to the 91 EL within the fiscal year 2021-22 budget are on-going general costs related to day to day operations of the toll facility. Since the 91 EL is a fully electronic toll facility, motorists pay tolls through the convenient use of windshield mounted FasTrak® transponders that automatically deduct toll charges from a prepaid account. At the end of fiscal year 2020-21, there were 154,469 active customer accounts, with 588,045 transponders assigned to those accounts, which represents an increase of 4,666 and 265,726 respectively from fiscal year 2019-20.

OCTA, in concert with Caltrans and RCTC, issued an annual SR-91 Implementation Plan to establish a program of projects eligible for funding by potential excess 91 EL toll revenue and other funds. The projects are presented in the following groups: Orange County Projects, Riverside County Projects and Bi-County Projects. The Orange County Projects have a total cost of approximately \$525 million. The projects include improvements to the SR-91 between SR-57 and SR-55, Anaheim Canyon Metrolink station improvements, and Placentia Metrolink rail station. The Riverside County projects have a total cost of approximately \$391 million. The improvements include I-15/91 Express Lanes Connector, the SR-71/SR-91 interchange improvements, and the SR-91 improvements east of I-15. The Bi-County projects benefit both Orange and Riverside Counties, with total projects exceeding \$288 million.

Contacting 91 EL's Management

This financial report is designed to provide a general overview of the 91 EL's finances for all those with an interest in the government's finances and to demonstrate the 91 EL's accountability for the money it receives. Questions concerning any of the information provided in this report or requests for additional information should be addressed to the Finance and Administration Division at the Orange County Transportation Authority, 550 South Main Street, P.O. Box 14184, Orange, California 92863-1584.

91 EXPRESS LANES FUND An Enterprise Fund of the Orange County Transportation Authority
STATEMENT OF NET POSITION June 30, 2021

Assets

Current Assets:	
Cash and investments	\$ 218,685,970
Receivables:	
Interest	333,926
Violations, net	1,643,828
Other, net	1,483,310
Due from other governments	453,441
Other assets	321,820
Total current assets	222,922,295
Noncurrent Assets:	
Restricted cash and investments:	
Cash equivalents	25,303,554
Receivable violations, net	6,637,739
Capital assets, net:	
Nondepreciable	4,781,599
Depreciable and amortizable	117,666,567
Total noncurrent assets	154,389,459
Total Assets	377,311,754

Deferred Outflows of Resources

Deferred charge on refunding	6,332,938
Total Deferred Outflows of Resources	6,332,938

Liabilities

Current Liabilities:	
Accounts payable	7,414,577
Accrued interest payable	1,580,466
Due to other funds	4,009,208
Due to other governments	716,047
Unearned revenue	5,613,696
Other liabilities	39,319
Bonds payable - due within one year	6,750,000
Total current liabilities	26,123,313
Noncurrent Liabilities:	
Bonds payable - due in more than one year	84,605,572
Total noncurrent liabilities	84,605,572
Total Liabilities	110,728,885

Net Position

Net investment in capital assets	48,224,057
Restricted for:	
Debt service	691,952
Capital	10,625,845
Operating reserves	3,187,232
Unrestricted	210,186,721
Total Net Position	\$ 272,915,807

See accompanying notes to the financial statements.

91 EXPRESS LANES FUND An Enterprise Fund of the Orange County Transportation Authority
STATEMENT OF REVENUES, EXPENSES AND CHANGES IN NET POSITION

For the Year Ended June 30, 2021

Operating revenues:	
Tolls, fees, and fines	\$ 44,616,493
Operating expenses:	
Management and operational services	6,779,862
Administrative overhead	2,703,948
Other operating expenses	13,840
Insurance claims and premiums	444,076
Professional services	3,442,977
General and administrative	607,588
Depreciation and amortization	4,216,268
Total operating expenses	18,208,559
Operating income	26,407,934
Nonoperating revenues (expenses):	
Investment earnings	1,157,826
Interest expense	(4,280,325)
Other	886,654
Total nonoperating revenues (expenses)	(2,235,845)
Income before transfers	24,172,089
Transfers to other OCTA funds	(15,577,119)
Change in net position	8,594,970
Total net position - beginning	264,320,837
Total net position - ending	\$ 272,915,807

Income before transfers	24,172,089
Transfers to other OCTA funds	(15,577,119)

Change in net position	8,594,970
Total net position - beginning	264,320,837
Total net position - ending	\$ 272,915,807

See accompanying notes to the financial statements.

91 EXPRESS LANES FUND An Enterprise Fund of the Orange County Transportation Authority
STATEMENT OF CASH FLOWS For the Year Ended June 30, 2021

Cash flows from operating activities:	
Receipts from customers and users	\$ 49,941,870
Payments to suppliers	(11,155,119)
Payments for OCTA interfund services used	(2,703,948)
Other revenue received	886,654
Net cash provided by operating activities	36,969,457

Cash flows from noncapital financing activities:	
Reimbursements from other governments	48,436
Transfers to OCTA funds	(11,796,600)
Net cash used for noncapital financing activities	(11,748,164)

Cash flows from capital and related financing activities:	
Principal payment on long-term debt	(6,420,000)
Interest paid on long-term debt	(4,375,075)
Acquisition and construction of capital assets	(3,281,493)
Net cash used for capital and related financing activities	(14,076,568)

Cash flows from investing activities:	
Interest received	1,679,384
Net cash provided by investing activities	1,679,384

Net increase in cash and cash equivalents	12,824,109
Cash and cash equivalents at beginning of year	231,165,415
Cash and cash equivalents at end of year	\$ 243,989,524

Reconciliation of cash and cash equivalents to statement of net position:	
Cash and investments	\$ 218,685,970
Restricted cash and investments	25,303,554
Total cash and cash equivalents	\$ 243,989,524

See accompanying notes to the financial statements.

91 EXPRESS LANES FUND An Enterprise Fund of the Orange County Transportation Authority
STATEMENT OF CASH FLOWS (CONT.) For the Year Ended June 30, 2021

Reconciliation of operating income to net cash provided by operating activities:	
Operating income	\$ 26,407,934
Adjustments to reconcile operating income to net cash provided by operating activities:	
Depreciation expense	1,629,575
Amortization of toll road franchise agreement	2,586,693
Nonoperating revenue	886,654
Change in assets and liabilities:	
Violations receivables, net	5,665,409
Other receivables, net	(274,544)
Other assets	(444,553)
Amortization of prepaid expense	33,269
Amortization of prepaid insurance	444,076
Accounts payable	(575,883)
Due to other governments	676,315
Unearned revenue	(72,443)
Other liabilities	6,955
Total adjustments	10,561,523
Net cash provided by operating activities	\$ 36,969,457

Noncash capital, financing and investing activities:	
Amortization of bond premium	\$ (643,937)
Amortization of bond deferred charges	\$ 669,562
Change in fair value of investments	\$ (499,708)
Capital assets accrued in accounts payable	\$ 713,613

See accompanying notes to the financial statements.

91 EXPRESS LANES FUND An Enterprise Fund of the Orange County Transportation Authority
NOTES TO THE FINANCIAL STATEMENTS For the Fiscal Year Ended June 30, 2021

1. Reporting Entity

On January 3, 2003, the Orange County Transportation Authority (OCTA) purchased from the California Private Transportation Company (CPTC) its interest in a Franchise Agreement for the 91 Express Lanes. See note 5 for further information on this transaction.

These financial statements include only the activities of the 91 Express Lanes Fund, an enterprise fund of OCTA. These financial statements are not intended to present the activities of OCTA.

2. Summary of Significant Accounting Policies

The accounting policies of the 91 Express Lanes Fund are in conformity with generally accepted accounting principles (GAAP) applicable to governmental units. The Governmental Accounting Standards Board (GASB) is the accepted standard-setting body for establishing accounting and financial reporting principles.

Basis of Accounting

The financial statements of the 91 Express Lanes Fund are reported using the economic resources measurement focus and the accrual basis of accounting. Revenues, consisting substantially of tolls and fees, are recorded when earned, and expenses are recorded when a liability is incurred, regardless of the timing of related cash flows. Toll amounts are collected from customers on a prepaid basis, and unearned tolls are reported as unearned revenue. Toll revenue is recognized when the customers utilize the toll road facility.

Enterprise funds distinguish operating revenues and expenses from non-operating items. Operating revenues and expenses generally result from providing services in connection with an enterprise fund's principal ongoing operations. The principal operating revenues of the 91 Express Lanes Fund are charges to customers for use of the toll facility and are presented net of discounts and allowances. Operating expenses for the 91 Express Lanes Fund include the cost of services, administrative expenses, and depreciation and amortization on capital assets. All revenues and expenses not meeting this definition are reported as non-operating revenues and expenses.

When both restricted and unrestricted resources are available for use, it is the 91 Express Lanes Fund's policy to use restricted resources first and then unrestricted resources as they are needed.

Cash and Investments

The 91 Express Lanes Fund participates in OCTA's Commingled Investment Pool. OCTA maintains cash and investments in accordance with an Investment Policy (Policy) adopted initially by OCTA's Board of Directors (Board) on May 8, 1995, and most recently amended on July 1, 2021. The Policy complies with, or is more restrictive than, the California Government Code (Code). At June 30, 2021 the investment portfolios were maintained at U.S. Bank, N.A. as custodial bank. OCTA's Commingled Investment Pool is managed by four private sector investment managers. Separate investment manager accounts are maintained for the proceeds of bond issues, with the earnings for each bond issue accounted for separately. Cash from other OCTA revenue sources is commingled for investment purposes in the OCTA Commingled Investment Pool, with investment earnings allocated to the different accounts based on average daily account balances.

OCTA holds investments that are measured at fair value on a recurring basis. OCTA categorizes the fair value measurements of its investments based on the hierarchy established by GAAP. The fair value hierarchy, which has three levels, is based on the valuation inputs used to measure an asset's fair value: Level 1 inputs are quoted prices in active markets for identical assets; Level 2 inputs are inputs-other than quoted prices included in Level 1-that are observable including quoted prices for similar assets in active markets and quoted prices for identical or similar assets in markets that are not active; Level 3 inputs are unobservable inputs. Refer to the OCTA Comprehensive Annual Financial Report (AFR) for details on valuation techniques and fair value hierarchy.

Investments in U.S. government and U.S. agency securities, medium-term notes, repurchase agreements, variable and floating rate securities, mortgage and asset-backed securities and corporate notes are carried at fair value based on quoted prices of similar assets, except for money market investments and participating interest-earning investment contracts with a remaining maturity of one year or less at purchase date, which are carried at amortized cost which approximates fair value.

The Policy requires that assets in the portfolio consist of the following investments, with maximum permissible concentrations based on book value, and may be more restrictive than applicable state statutes for the following investment types: OCTA notes and bonds, U.S. treasuries, federal agencies, municipal debt, banker's acceptances, commercial paper, negotiable certificates of deposit, repurchase agreements, medium-term notes, money market and mutual funds, mortgage or asset-backed securities, supranationals, Local Agency Investment Fund (LAIF), Orange County Investment Pool (OCIP), investment pools, variable and floating rate securities, bank deposits and derivatives.

All investments are subject to a maximum maturity of five years, unless specific direction to exceed the limit is given by the Board and as permitted by the Code. OCTA policy is to invest only in high quality instruments as permitted by the Code, subject to the limitations of the Policy.

Cash and Cash Equivalents

For the purpose of the statement of cash flows, OCTA considers all short-term investments with an initial maturity of three months or less to be cash equivalents. All deposits, commercial paper, money market funds, certificates of deposit, and the 91 Express Lanes Fund's share of the OCTA Commingled Investment Pool represent cash and cash equivalents for cash flow purposes.

Restricted Cash and Investments

Investments set aside in the Senior Lien Reserve Fund, Major Maintenance Reserve Fund, and Operating Reserve Fund are pursuant to the terms of the 2013 Indenture for the \$124,415,000 Toll Road Revenue Refunding Bonds and their use is limited by applicable debt covenants.

Permitted investments per the debt covenants include: government obligations, State of California and local agency obligations, banker's acceptances, commercial paper, negotiable certificates of deposit, repurchase agreements, money market funds, other mutual funds, investment agreements, and variable and floating rate securities.

91 EXPRESS LANES FUND An Enterprise Fund of the Orange County Transportation Authority
NOTES TO THE FINANCIAL STATEMENTS For the Fiscal Year Ended June 30, 2021

Receivables

Violations receivables include an estimate for outstanding unpaid violations that the 91 Express Lanes Fund anticipates to collect. For violations less than or equal to 90 days old, the receivable is based on a 12-month average of violations collected, and is recorded net of an allowance for uncollectible accounts of \$1,314,817 at June 30, 2021. For unpaid violations in excess of 90 days, the receivable is estimated using a four-year average of violations collected and is recorded net of uncollectible accounts as the majority is not considered probable of collection.

Other receivables include amounts due from other California toll road agencies related to their customers' use of the 91 Express Lanes, as well as amounts owed from customers, net of an allowance for uncollectible accounts of \$329,454 at June 30, 2021.

An estimated \$6,637,739 of violation and customer receivables are not expected to be collected within one year. The 91 Express Lanes utilizes an outside collection agency to assist in the recovery of unpaid customer balances and violations exceeding 90 days.

Due from Other Governments

Due from other governments include receivables due from other government agencies.

Other Assets

Other assets include prepaid expenses and refundable deposits.

Capital Assets

Capital assets include toll facility franchise, construction in progress, improvements, equipment, computer hardware, software, furniture and fixtures, and transponders. Capital assets are defined by the 91 Express Lanes Fund as assets with an initial, individual cost of more than \$5,000 and a useful life in excess of one year. It is also the 91 Express Lanes Fund's policy to capitalize non-sticker transponder purchases, as they are considered a significant class of assets even though individually under \$5,000. Such assets are recorded at historical cost. The costs of normal maintenance and repairs that do not add value to the asset or materially extend asset lives are not capitalized.

Capital assets are depreciated using the straight-line method over the following estimated useful lives:

Capital Asset Type	Useful Life
Improvements	10-30 years
Equipment, furniture and fixtures	3-10 years
Computer hardware and software	3-5 years
Transponders	5-7 years

OCTA purchased the interest in the Franchise Agreement for the toll facility from CPTC on January 3, 2003. The toll facility franchise is amortized over the remaining life of the Franchise Agreement through December 2065.

Deferred Outflows

In addition to assets, the statement of net position will sometimes report a separate section for deferred outflows of resources. This separate financial statement element, deferred outflows of resources, represents a consumption of net position that applies to a future period and so will not be recognized as an outflow of resources (expense) until then. As of June 30, 2021, the 91 Express Lanes Fund only has one item that qualifies for reporting in this category. It is the deferred charge on refunding reported in the statement of net position. A deferred charge on refunding results from the difference in the carrying value of refunded debt and its reacquisition price. This amount is deferred and amortized over the shorter of the life of the refunded or refunding debt.

Due to Other Governments

Due to other governments include payables due to other government agencies.

Risk Management

The 91 Express Lanes Fund purchases commercial property insurance including fire, flood and earthquake coverage, which also covers business interruption related to the operation of the toll facility. Additionally, the 91 Express Lanes Fund participates in OCTA's self-insurance general liability program. Liability claims are resolved by OCTA and are an expense of the 91 Express Lanes Fund.

Net Position

Net position represents the difference between assets plus deferred outflows of resources and liabilities plus deferred inflows of resources and is classified into three categories:

- *Net investment in capital assets* - Reflects net position of the 91 Express Lanes Fund invested in capital assets and the intangible asset net of related debt. This net position is not accessible for other purposes.
- *Restricted net position* - Represents net position not accessible for general use, with the use subject to restrictions enforceable by third parties. The net position has been restricted by the 2013 Toll Road Revenue Refunding Bonds Master Indenture of Trust for debt service, capital, and operating expenses.
- *Unrestricted net position* - Represents net position available for general use.

Use of Estimates

The preparation of the financial statements in conformity with accounting principles generally accepted in the United States requires management to make estimates and assumptions that affect certain reported amounts and disclosures during the reporting period. As such, actual results could differ from those estimates.

Administrative Services Costs

OCTA allocates indirect costs related to administrative services from certain funds to benefiting funds. For fiscal year 2020-21, \$2,703,948 of administrative services were charged to the 91 EL and are reported as operating expenses in the statement of revenues, expenditures and changes in net position.

91 EXPRESS LANES FUND An Enterprise Fund of the Orange County Transportation Authority
NOTES TO THE FINANCIAL STATEMENTS For the Fiscal Year Ended June 30, 2021

New Effective Accounting Pronouncements

In fiscal year 2020-21, OCTA implemented the following GASB Statement for the 91 Express Lanes Fund:

GASB Statement No. 84

In January 2017, GASB issued Statement No. 84, *Fiduciary Activities*. The objective of this Statement is to improve guidance regarding the identification of fiduciary activities for accounting and financial reporting purposes and how those activities should be reported. This Statement establishes criteria for identifying fiduciary activities of all state and local governments. An activity meeting the criteria should be reported in a fiduciary fund in the basic financial statements. This Statement describes four fiduciary funds that should be reported, if applicable: (1) pension (and other employee benefit) trust funds, (2) investment trust funds, (3) private-purpose trust funds, and (4) custodial funds. This Statement also provides for recognition of a liability to the beneficiaries in a fiduciary fund when an event has occurred that compels the government to disburse fiduciary resources. This Statement was effective for OCTA's fiscal year ending June 30, 2020, but was postponed by one year per GASB Statement No. 95, *Postponement of the Effective Dates of Certain Authoritative Guidance*. The implementation of this Statement did not have a material effect on the financial statements of the 91 Express Lanes Fund.

GASB Statement No. 90

In August 2018, GASB issued Statement No. 90, *Majority Equity Interests – an amendment of GASB Statements No. 14 and No. 61*. The primary objectives of this Statement are to improve the consistency and comparability of reporting a government's majority equity interest in a legally separate organization and to improve the relevance of financial statement information for certain component units. This Statement was effective for OCTA's fiscal year ending June 30, 2020, but was postponed by one year per GASB Statement No. 95, *Postponement of the Effective Dates of Certain Authoritative Guidance*. The implementation of this Statement did not have any material effect on the financial statements.

GASB Statement No. 93

In March 2020, GASB issued Statement No. 93, *Replacement of Interbank Offered Rates*. The objective of this Statement is to address those and other accounting and financial reporting implications that result from the replacement of an interbank offered rates (IBOR). This Statement achieves that objective by: (1) providing exceptions for certain hedging derivative instruments to the hedge accounting termination provisions when an IBOR is replaced as the reference rate of the hedging derivative instrument's variable payment, (2) clarifying the hedge accounting termination provisions when a hedged item is amended to replace the reference rate, (3) clarifying that the uncertainty related to the continued availability of IBORs does not, by itself, affect the assessment of whether the occurrence of a hedged expected transaction is probable, (4) removing LIBOR as an appropriate benchmark interest rate for the qualitative evaluation of the effectiveness of an interest rate swap, (5) identifying a Secured Overnight Financing Rate and the Effective Federal Funds Rate as appropriate benchmark interest rates for the qualitative evaluation of the effectiveness of an interest rate swap, (6) clarifying the definition of reference rate, as it is used in Statement 53, as amended, (7) providing an exception to the lease modifications guidance in Statement 87, as amended, for certain lease contracts that are amended solely to replace an IBOR as the rate upon which variable payments depend. The requirements of this Statement, except for paragraph 11b, are effective for OCTA's fiscal year ending June 30, 2021. The requirement in paragraph 11b is effective for OCTA's fiscal year ending June 30, 2022. GASB Statement No. 95, *Postponement of the Effective Dates of Certain Authoritative Guidance*, postponed the effective date of paragraphs 13 and 14 of this Statement by one year. The implementation of this Statement, except for paragraphs 11b, 13 and 14, did not have a material effect on the financial statements. OCTA has not determined the effect of the remaining paragraphs of this Statement.

3. Cash and Investments

Cash and investments are comprised of the following at June 30, 2021:

Cash:	
Petty cash	\$ 550
Deposits	2,030,539
Total cash	2,031,089
Investments:	
With OCTA Commingled Investment Pool	216,873,798
With trustee	25,084,637
Total investments	241,958,435
Total cash and investments	\$ 243,989,524

Total deposits and investments are reported in the financial statements as:

Unrestricted cash and investments	\$ 218,685,970
Restricted cash and investments:	
Cash equivalents	25,303,554
Total cash and investments	\$ 243,989,524

As of June 30, 2021, the 91 Express Lanes Fund had the following investments:

Investment	Fair Value	Yield	Interest Rate Range	Maturity Range	Wt. Avg Maturity (Years)
OCTA Commingled Investment Pool	\$ 216,873,798				
					Refer to the OCTA Comprehensive Annual Financial Report for information related to the OCTA Commingled Investment Pool.*
Held by trustee:					
Money Market Funds*	67	0.010%	0.010%	7/1/21	0.003
Commercial Paper*	25,084,570	0.120% - 0.702%	0.000%- 0.570%	7/06/21-7/13/21	0.027
Total investments	\$ 241,958,435				

Portfolio Weighted Average 1.992

*Money market funds and commercial paper are measured at amortized cost which approximates fair value.

91 EXPRESS LANES FUND An Enterprise Fund of the Orange County Transportation Authority
NOTES TO THE FINANCIAL STATEMENTS For the Fiscal Year Ended June 30, 2021

As of June 30, 2021, the 91 Express Lanes Fund had \$216,873,798 invested in the OCTA's Commingled Investment Pool (CIP). OCTA's CIP investments are carried at fair value except for money market investments and participating interest-earning investment contracts with a remaining maturity of one year or less at purchase date carried at amortized cost which approximates fair value.

Deposits and withdrawals in the OCTA's CIP are made on the basis of \$1.00 (cost basis) and not fair value. Accordingly, the 91 Express Lanes Fund's investment in the OCTA's CIP at June 30, 2021 is uncategorized, not defined as a Level 1, Level 2, or Level 3 input.

Refer to the OCTA Comprehensive Annual Financial Report for fiscal year 2020-21 for details on valuation techniques, fair value hierarchy, interest rate risk, variable rate notes and custodial credit risk related to the OCTA's CIP underlying investments.

Credit Risk

The Policy sets minimum acceptable credit ratings for investments from any of the three nationally recognized rating services: Standard & Poor's Corporation (S&P), Moody's Investors Service (Moody's), and Fitch Ratings (Fitch). For an issuer of short-term debt, the rating must be no less than A-1 (S&P), P-1 (Moody's), or F1 (Fitch), while an issuer of long-term debt must be rated no less than an "A" by two of the three rating services. OCTA's CIP is not rated.

The following is a summary of the credit quality distribution and concentration of credit risk by investment type as a percentage of fair value of the 91 Express Lanes Fund's portfolio at June 30, 2021. (NR means Not Rated):

Investments	S&P	Moody's	% of 91 Express Lanes Portfolio
OCTA Commingled Investment Pool	NR	NR	89.634%
Held by trustee:			
Money Market Funds	AAA	Aaa	0.000%
Commercial Paper:			
Bayerische Landsbank	NR	P-1	4.749%
BARC	A-1	P-1	5.617%
Total			100.000%

Concentration of Credit Risk

At June 30, 2021, OCTA did not exceed the Policy maximum concentrations as stated below:

Issuer/Counter-Party Diversification Guidelines for All Securities Except U.S. Treasuries and U.S. Government Agency Securities

- Any one corporation, bank, local agency, special purpose vehicle or other corporate issuer name for one or more series of securities shall not exceed 5% of the portfolio.

Issuer/Counter-Party Diversification Guidelines for OCTA's Debt

- OCTA can purchase all or a portion of the Orange County Transportation Authority's debt, including notes and bonds payable solely out of the revenues from a revenue-producing property owned, controlled or operated by OCTA or by a department, board, agency or authority of OCTA which may bear interest at a fixed or floating rate, providing the purchase does not exceed 25% of the Maximum Portfolio and when authorized by the Internal Revenue Service.

The following is a summary of the concentration of credit risk by issuer as a percentage of the fair value of the 91 Express Lanes Fund's portfolio at June 30, 2021:

Issuer	Amount	% of 91 Express Lanes Portfolio
BARC (Commercial Paper)	\$ 13,594,156	5.617%

91 EXPRESS LANES FUND An Enterprise Fund of the Orange County Transportation Authority
NOTES TO THE FINANCIAL STATEMENTS For the Fiscal Year Ended June 30, 2021

4. Interfund Activities

Due To Other Funds:

As of June 30, 2021, the 91 EL owes \$4,009,208 to the Orange County Local Transportation (OCLTA) for SR-91 improvement project.

Interfund Transfers:

During fiscal year 2020-21, the 91 EL transferred \$15,577,119 to the OCLTA for SR-91 Improvement project.

5. Capital Assets

Capital asset activity for the 91 Express Lanes Fund for the year ended June 30, 2021 is as follows:

	Beginning Balance	Increases	Decreases	Ending Balance
Capital assets, not being depreciated:				
Construction in progress	\$ 797,946	\$ 3,983,653	\$ -	\$ 4,781,599
Capital assets, being depreciated:				
Improvements	4,037,020	-	(1,567,800)	2,469,220
Communications equipment	5,074,955	-	-	5,074,955
Computer hardware and software	2,783,893	-	(21,616)	2,762,277
Transponders	4,883,853	-	(855,606)	4,028,247
Equipment, furniture and fixtures	106,802	11,453	-	118,255
Toll Facility Franchise	205,263,668	-	-	205,263,668
Total capital assets, being depreciated and amortized	222,150,191	11,453	(2,445,022)	219,716,622
Less accumulated depreciation and amortization for:				
Improvements	(2,143,502)	(1,038,061)	1,567,800	(1,613,763)
Communications equipment	(4,193,681)	(232,392)	-	(4,426,073)
Computer hardware and software	(2,718,133)	(26,318)	21,616	(2,722,835)
Transponders	(3,563,507)	(326,570)	855,606	(3,034,471)
Equipment, furniture and fixtures	(90,837)	(6,234)	-	(97,071)
Toll Facility Franchise	(87,569,149)	(2,586,693)	-	(90,155,842)
Total accumulated depreciation and amortization	(100,278,809)	(4,216,268)	2,445,022	(102,050,055)
Total capital assets, being depreciated and amortized, net	121,871,382	(4,204,815)	-	117,666,567
Total capital assets, net	\$ 122,669,328	\$ (221,162)	\$ -	\$ 122,448,166

On January 3, 2003, OCTA purchased from the California Private Transportation Company (CPTC) its interest in a Franchise Agreement for a toll facility on a 10-mile segment of the Riverside Freeway/State Route (SR) 91 between the Orange/Riverside County line and the Costa Mesa Freeway/SR-55. The purchase was enabled by State Assembly Bill (AB) 1010 (Correa), passed by the California legislature and signed by the governor in September 2002. The legislation provided the authority for OCTA to collect tolls and pay related financing costs until 2030, and eliminated non-compete provisions in the Franchise Agreement for needed improvements on the SR-91. The Franchise Agreement with the State of California's Department of Transportation (Caltrans) had granted CPTC the right to develop and construct the toll facility and to operate it for 35 years under a lease arrangement. Caltrans retains legal title to the real property components of the toll facility.

In September 2008, the Governor of California approved Senate Bill (SB) 1316 (Correa) as an update to the provisions of AB 1010. SB 1316 authorized OCTA to assign its franchise rights, interests and obligations in the Riverside County portion to the Riverside County Transportation Commission (RCTC), thereby allowing RCTC to add two toll lanes and a regular lane in each direction on the SR-91 from the Orange County line to Interstate 15. In addition, the bill authorized the terms of the franchise to expire no later than December 31, 2065. SB 1316 also required OCTA and RCTC to enter into an agreement providing for the coordination of their respective tolling facilities if RCTC was to construct and operate the toll facilities on the Riverside County portion of the SR-91 franchise.

In December 2011, the Board approved the assignment of OCTA's franchise rights, interests and obligations in the Riverside County portion of the SR-91 franchise to RCTC. The Board also approved the extension of the expiration date to 2065 and a cooperative agreement between OCTA and RCTC that details the joint operation for the 91 Express Lanes extension.

6. Bonds Payable

Taxable Senior Secured Bonds

On January 3, 2003, as part of the purchase agreement, the 91 Express Lanes Fund assumed \$135,000,000 of taxable 7.63% Senior Secured Bonds. On November 12, 2003, the taxable bonds were refunded as noted below. As required by the tax-exempt bond indenture, OCTA paid a \$26,428,197 Yield Maintenance Premium in connection with the defeasance of the Senior Secured Bonds, which is amortized over the life of the Series 2003 tax-exempt bonds on the straight line basis.

Toll Road Revenue Refunding Bonds

On November 12, 2003, OCTA issued \$195,265,000 in Toll Road Revenue Refunding Bonds (91 Express Lanes) Series 2003-A, Series 2003-B-1 and Series 2003-B-2 to refund the \$135,000,000 taxable 7.63% Senior Secured Bonds and to reimburse OCTA for a portion of its payment of the costs of acquiring the Toll Road and certain other property and interests associated with the Toll Road. The \$95,265,000 Series 2003-A Bonds were issued as fixed rate bonds. The \$75,000,000 Series 2003-B-1 Bonds and the \$25,000,000 Series 2003-B-2 Bonds (collectively the "Series 2003-B Bonds") were issued as adjustable rate bonds.

91 EXPRESS LANES FUND An Enterprise Fund of the Orange County Transportation Authority
NOTES TO THE FINANCIAL STATEMENTS For the Fiscal Year Ended June 30, 2021

On November 24, 2008, OCTA remarketed the \$100,000,000 Series 2003-B Bonds, which were purchased by the Orange County Investment Pool (OCIP). In connection with the mandatory tender of the Series 2003-B Bonds required by the Indenture, the interest rate was converted to a Long Term Interest Rate equal to the OCIP Rate. On December 20, 2010, OCTA entered into a new transaction with OCIP for the Series 2003-B Bonds at a 1.55% rate. The Series 2003-B Bonds had a mandatory tender date of August 15, 2013.

On July 30, 2013, OCTA issued \$124,415,000 in Senior Lien Toll Road Revenue Refunding Bonds (91 Express Lanes) Series 2013 to refund the outstanding Toll Road Revenue Refunding Bonds (91 Express Lanes) Series 2003-A, Series 2003-B-1 and Series 2003-B-2. OCTA refunded the outstanding Series 2003-A Bonds to reduce its total debt service payments over the life of the bonds and refunded the Series 2003-B-1 and Series 2003-B-2 Bonds to address the mandatory tender date of August 15, 2013 for the existing private placement with the OCIP. The Series 2013 Bonds were issued as fixed rate bonds. The transaction closed on August 8, 2013.

The OCTA's outstanding debt obligations related to Toll Road Revenue Refunding Bonds contain a provision that in an event of default, bondholders have the right to sue in order to force OCTA to cure the event of default, which may result in finance related consequences.

A summary of the terms of the Toll Road Revenue Refunding Bonds is as follows:

Issuance date	07/30/2013
Closing date	08/08/2013
Original issue amount	\$ 124,415,000
Cash reserve requirements	\$ 21,526,500*
Cash reserve balance	\$ 25,303,554
Interest rate	2%-5%
Maturity	December 2030
Principal payment date	August 15
Balance as of 06/30/21	\$ 85,265,000
Unamortized premium	\$ 6,090,572
Deferred amount on refunding	\$ (6,332,938)

The Toll Road Revenue Refunding Bonds have ratings of "A1" by Moody's, "A+" from Fitch, and "AA-" by Standard & Poor's.

*Pursuant to the 2013 Toll Road Revenue Refunding Bonds Master Indenture of Trust, three reserve funds are maintained with required balances as follows: Senior Lien Reserve Fund \$8,526,500; Major Maintenance Reserve Fund \$10,000,000; and Operating Reserve Fund \$3,000,000. At June 30, 2021, all reserve requirements have been satisfied.

Annual debt service requirements on the tax-exempt bonds to maturity are as follows:

Year ending June 30,	Principal	Interest	Total
2022	\$ 6,750,000	\$ 4,045,825	\$ 10,795,825
2023	7,095,000	3,699,700	10,794,700
2024	7,460,000	3,335,825	10,795,825
2025	7,845,000	2,953,200	10,798,200
2026	8,245,000	2,550,950	10,795,950
2027-2031	47,870,000	6,114,738	53,984,738
Total	\$ 85,265,000	\$ 22,700,238	\$ 107,965,238

Changes in Long-Term Obligations

Long-term liabilities activity for the year ended June 30, 2021, was as follows:

	Beginning Balance	Additions	Reductions	Ending Balance	Due within One Year
Tax-exempt bonds	\$ 91,685,000	\$ -	\$ (6,420,000)	\$ 85,265,000	\$ 6,750,000
Unamortized premium	6,734,509	-	((643,937)	6,090,572	-
Total long-term debt	\$ 98,419,509	\$ -	\$ (7,063,937)	\$ 91,355,572	\$ 6,750,000

Pledged Revenue

The 91 Express Lanes debt issuance outstanding is repaid and secured by the pledging of certain revenues, as defined in the debt agreement. The amount and term of the remainder of this commitment is indicated in the debt service to maturity table. The purpose for which the proceeds of the debt issuance were utilized is disclosed in the debt description. Pursuant to the 2013 Toll Road Revenue Refunding Bonds Master Indenture of Trust, the 91 Express Lanes Fund will covenant to fix and prescribe toll rates for each type of vehicle and each time of day sufficient to produce adjusted net toll revenues for each fiscal year at least equal to 1.3 times annual debt service on Senior Lien Bonds and Parity Obligations and at least equal to 1.0 times annual debt service on all bonds. Adjusted net toll revenues includes tolls and investment earnings on specified reserve accounts minus operating expenses, excluding interest expense, depreciation, and amortization of the toll facility franchise.

Pledged revenue for the year ended June 30, 2021, was as follows:

Pledged Revenue	Annual Amount of Net Pledged Revenue	Annual Debt Service Payments	Pledged Revenue Coverage	Required Debt Coverage
91 Express Lanes Net Toll Road Revenue	\$ 31,734,202	\$ 10,795,075	2.94	1.3

91 EXPRESS LANES FUND An Enterprise Fund of the Orange County Transportation Authority
NOTES TO THE FINANCIAL STATEMENTS For the Fiscal Year Ended June 30, 2021

7. Commitments and Contingencies

Operator Agreement

In connection with the purchase of the toll facility interest, OCTA entered into an operating agreement with Cofiroute Global Mobility, subsequently Cofiroute USA, LLC (Cofiroute), to provide operating services in the annual amount of \$4,994,000 plus inflation for three initial years with two one-year extension options, subject to Board of Directors approval. The agreement was in effect from January 3, 2003 through January 2, 2006. On January 6, 2006, OCTA entered into a second operating agreement with Cofiroute, effective January 3, 2006 through January 2, 2011. The annual amount of the base contract is \$5,448,768 plus inflation adjustments after the first year. The agreement carried two two-year extension options through January 2, 2015. On June 27, 2011, the OCTA Board of Directors approved a subsequent amendment to the operating agreement with Cofiroute, which authorized the addition of two five-year extension options beginning July 1, 2011 through June 30, 2016 for the first extension term and beginning July 1, 2016 through June 30, 2021 as the second extension term. The second extension term was approved on May 9, 2016. Cofiroute is responsible for the day-to-day operations of the toll facility.

On May 24, 2013 OCTA completed a three-party agreement expiring on June 30, 2021, with Riverside County Transportation Commission (RCTC) and Cofiroute for operations of the 91 Express Lanes. In fiscal year 2018-19, OCTA and RCTC began procurement for a new operating agreement, which includes the development of a new back-office system. for both segments of the 91 Express Lanes. The OCTA Board of Directors and RCTC Commission subsequently approved the re-selection of Cofiroute as the operator in fiscal year 2019-20. In April 2021, OCTA exercised the first of six one-month extension periods for the month of July 2021. OCTA intends to exercise the extension period until the new operating agreement goes into effect, which is anticipated to be in fiscal year 2022. This will help ensure streamlined consistent inter-county travel for motorists on the original 10-mile span of the 91 Express Lanes and the eight miles extension into Riverside County.

Purchase Commitments

The 91 Express Lanes has various outstanding contracts. Total purchase commitments at June 30, 2021 were \$80,747,710, the most significant are with Cofiroute and RCTC for the operations of the 91 Express Lanes, Kapsch TrafficCom for toll lanes integrator services and California Highway Patrol (CHP) for patrol services.

Lease Commitments

The 91 Express Lanes Fund is committed under two non-cancelable leases for office space. These leases are considered for accounting purposes to be operating leases. Lease expenses for the year ended June 30, 2021 were \$394,833.

Future minimum payments for these leases approximate the following:

For the year ending June 30,	
2022	\$ 405,986
2023	417,750
2024	429,535
2025	442,105
2026	455,012
2027-2031	1,958,758
Total	\$ 4,109,146

On April 13, 2015, the Board approved a 15-year lease extension for the 91 Express Lanes Anaheim office. On May 23, 2018, the Board approved the relocation of the 91 Express Lanes Customer Service Center in Corona and a ten-year lease agreement with RCTC for the facility. Both leases are shared equally with RCTC per agreement between OCTA and RCTC, entered into in December 2011.

Litigation

In April 2020, the OCTA Board approved a settlement for \$1 million in cash and forgiveness of \$40 million in toll violations and penalties for the In Re Toll Roads Litigation (Plaintiffs) case. The case initially focused on two basic sets of claims. The first related to due process and negligence claims alleging that the procedures used to assess and collect toll violation penalties when drivers use toll roads without paying the required toll are inadequate. The second original claim is that the penalties assessed against toll violators on the 91 Express Lanes is excessive. Over time, the Plaintiffs alleged that OCTA routinely sells and/or provides personally identifiable information of drivers to a host of other entities as part of the operation of the 91 Express Lanes. The parties have obtained court approval of the settlement and given notice of the settlement to the class members. In FY 2019-20, Management recorded a liability of \$1,000,000 for the cash settlement and wrote off approximately \$3,600,000 of violations receivables for the forgiveness of toll violations and penalties. In FY 2020-21, 91 Express Lanes issued a payment of \$217,000 of the \$1,000,000 settlement amount.

8. Effect of New Pronouncements:

GASB Statement No. 87

In June 2017, GASB issued Statement No. 87, *Leases*. The objective of this Statement is to better meet the information needs of financial statement users by improving accounting and financial reporting for leases by governments. This Statement increases the usefulness of governments' financial statements by requiring recognition of certain lease assets and liabilities for leases that previously were classified as operating leases and recognized as inflows of resources or outflows of resources based on the payment provisions of the contract. It establishes a single model for lease accounting based on the foundational principle that leases are financings of the right to use an underlying asset. Under this Statement, a lessee is required to recognize a lease liability and an intangible right-to-use lease asset, and a lessor is required to recognize a lease receivable and a deferred inflow of resources, thereby enhancing the relevance and consistency of information about governments' leasing activities. This Statement was effective for OCTA's fiscal year ending June 30, 2021, but was postponed by 18 months per GASB Statement No. 95, *Postponement of the Effective Dates of Certain Authoritative Guidance*. OCTA has not determined the effect of this Statement.

91 EXPRESS LANES FUND An Enterprise Fund of the Orange County Transportation Authority
NOTES TO THE FINANCIAL STATEMENTS For the Fiscal Year Ended June 30, 2021

GASB Statement No. 91

In May 2019, GASB issued Statement No. 91, *Conduit Debt Obligations*. The primary objectives of this Statement are to provide a single method of reporting conduit debt obligations by issuers and eliminate diversity in practice associated with (1) commitments extended by issuers, (2) arrangements associated with conduit debt obligations, and (3) related note disclosures. This Statement achieves those objectives by clarifying the existing definition of a conduit debt obligation; establishing that a conduit debt obligation is not a liability of the issuer; establishing standards for accounting and financial reporting of additional commitments and voluntary commitments extended by issuers and arrangements associated with conduit debt obligations; and improving required note disclosures. This Statement was effective for OCTA's fiscal year ending June 30, 2022, but was postponed by one year per GASB Statement No. 95, *Postponement of the Effective Dates of Certain Authoritative Guidance*. OCTA has not determined the effect of this Statement.

GASB Statement No. 92

In January 2020, GASB issued Statement No. 92, *Omnibus 2020*. The primary objectives of this Statement are to enhance comparability in accounting and financial reporting and to improve the consistency of authoritative literature by addressing practice issues that have been identified during implementation and application of certain GASB Statements. Paragraphs 4, 5, 11 and 13 of this Statement are effective immediately. The remaining paragraphs of this Statement were effective for OCTA's fiscal year ending June 30, 2021, but were postponed by one year per GASB Statement No. 95, *Postponement of the Effective Dates of Certain Authoritative Guidance*. The implementation of paragraphs 4, 5, 11 and 13 of this Statement did not have a material effect on the financial statements. OCTA has not determined the effect of the remaining paragraphs of this Statement.

GASB Statement No. 94

In March 2020, GASB issued Statement No. 94, *Public-Private and Public-Public Partnerships and Availability Payment Arrangements*. The primary objective of this Statement is to improve financial reporting by addressing issues related to public-private and public-public partnership arrangements. This Statement is effective for OCTA's fiscal year ending June 30, 2023. OCTA has not determined the effect of this Statement.

GASB Statement No. 96

In May 2020, GASB issued Statement No. 96, *Subscription-Based Information Technology Arrangements*. This Statement provides guidance on the accounting and financial reporting for subscription-based information technology arrangements for government end users (governments). This Statement is effective for OCTA's fiscal year ending June 30, 2023. OCTA has not determined the effect of this Statement.

GASB Statement No. 97

In June 2020, GASB issued Statement No. 97, *Certain Component Unit Criteria, and Accounting and Financial Reporting for Internal Revenue Code Section 457 Deferred Compensation Plans*. The primary objectives of this Statement are to (1) increase consistency and comparability related to the reporting of fiduciary component units in circumstances in which a potential component unit does not have a governing board and the primary government performs the duties that a governing board typically would perform; (2) mitigate costs associated with the reporting of certain defined contribution pension plans, defined contribution other postemployment benefit (OPEB) plans, and employee benefit plans other than pension plans or OPEB plans (other employee benefit plans) as fiduciary component units in fiduciary fund financial statements; and (3) enhance the relevance, consistency, and comparability of the accounting and financial reporting for Internal Revenue Code (IRC) Section 457 deferred compensation plans (Section 457 plans) that meet the definition of a pension plan and for benefits provided through those plans. Paragraphs 4 and 5 of this Statement are effective immediately, and the remaining paragraphs of this Statement are effective for OCTA's fiscal year ending June 30, 2022. The implementation of paragraphs 4 and 5 of this Statement did not have a material effect on the financial statements. OCTA has not determined the effect of the remaining paragraphs of this Statement.

2021 OCTA Board of Directors

Andrew Do
Chairman

Mark A. Murphy
Vice Chairman

DIRECTORS (IN ALPHABETICAL ORDER)

Lisa A. Bartlett

Steve Jones

Doug Chaffee

Joseph Muller

Barbara Delgleize

Tam Nguyen

Katrina Foley

Vicente Sarmiento

Brian Goodell

Tim Shaw

Patrick Harper

Harry S. Sidhu

Michael Hennessey

Donald P. Wagner

Gene Hernandez

Ryan Chamberlain

Governor's Ex-Officio Member

CHIEF EXECUTIVE OFFICE

Darrell E. Johnson

Chief Executive Officer

2021 State Route 91 Advisory Committee

ORANGE COUNTY TRANSPORTATION AUTHORITY

Gene Hernandez
Chairman

Donald P. Wagner

Mark A. Murphy

Michael Hennessey
Alternate

Tim Shaw

Harry S. Sidhu

RIVERSIDE COUNTY TRANSPORTATION COMMISSION

Brian Berkson
Vice Chairman

Wes Speake

Kevin Jeffries

Karen Spiegel

Bob Magee

Clint Lorimore
Alternate

CALIFORNIA DEPARTMENT OF TRANSPORTATION

Ryan Chamberlain

District Director, District 12, Ex-Officio

Michael Beauchamp

District Director, District 8, Ex-Officio

SAN BERNARDINO COUNTY TRANSPORTATION AUTHORITY

Ray Marquez

SBCTA, Ex-Officio



550 South Main Street
P.O. Box 14184
Orange, California 92863-1584

www.octa.net
www.91expresslanes.com

(714) 560-OCTA

91 Express Lanes
Fiscal Year 2020-21 Annual Report